

MYERS FLAT

LODDON VALLEY HIGHWAY






General Notes for Standpipe Usage

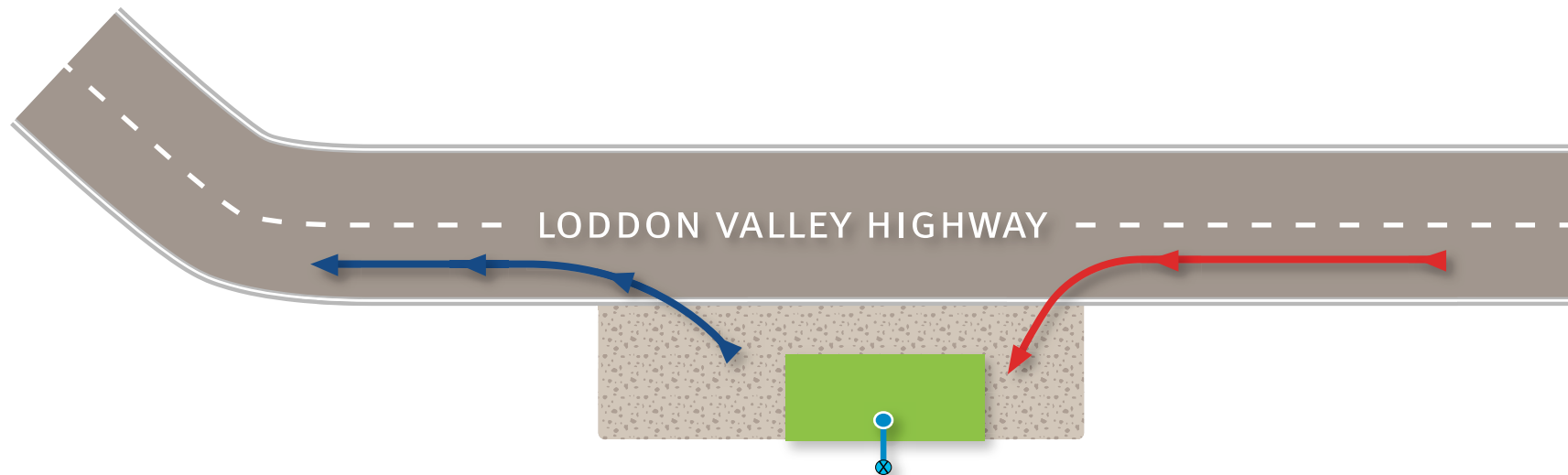
1. Drivers need to ensure they are aware of their vehicle/trailer's legal rated carrying capacity.
2. Vehicles must not leave the site overloaded.
3. When loading tanks ensure that you do not put yourself at risk by climbing in unsafe areas.

Site Specific Notes

1. At this site there is no room to park for queuing at the standpipe. Vehicles need to leave the site and return when there is sufficient room to commence filling.
2. When leaving the site all vehicles will move slowly – drivers need to take extra care in avoiding a collision with approaching traffic.
3. Drivers need to avoid performing a U-Turn out of the site in case of oncoming vehicles.
4. Drivers wishing to return in the Eaglehawk direction need to consider turning around at Hoffmans Road.
5. Vehicles approaching the site from Raywood will need to turn around at Allies Road and approach from the entry direction.

Legend

-  Parking Area When Filling
-  Parking Area When Queuing
-  Entry Direction
-  Exit Direction
-  Standpipe Location



Disclaimer: This information is provided as a guide only.
Coliban Water reserves the right to alter or change information. Version A 011210



NORTH