

# ELMORE RAYWOOD ROAD






## General Notes for Standpipe Usage

1. Drivers need to ensure they are aware of their vehicle/trailer's legal rated carrying capacity.
2. Vehicles must not leave the site overloaded.
3. When loading tanks ensure that you do not put yourself at risk by climbing in unsafe areas.

## Site Specific Notes

1. If there is no room to park in the yellow queuing area, vehicles need to leave the site and return when there is sufficient room to queue safely.
2. If the queuing area is full, vehicles are not permitted to park in the area marked 'Turn Assistance Lane'.
3. Once loaded, vehicles should not turn out and head straight for Raywood – as fully loaded vehicles cannot turn and accelerate quickly enough. Drivers need to consider turning at the fire station where the road is less busy.
4. When leaving the site all vehicles will move slowly – drivers need to take extra care in avoiding a collision with approaching traffic.

## Legend

-  Parking Area When Filling
-  Parking Area When Queuing
-  Entry Direction
-  Exit Direction
-  Standpipe Location



Disclaimer: This information is provided as a guide only.  
Coliban Water reserves the right to alter or change information. Version A 301110



NORTH